

Account Number		Appliance Make	
P. O. Number		Model Number	
Job Name		Manufacturer specifications must accompany order.	
Final Dealer Approval Required			

DIRECTIONS:
Your order will be delayed if information is incomplete.
 Using the illustration(s) below, please record exact measurements of reveals and overall panels.
 Record measurements to the nearest one-sixteenth (1/16) of an inch.

FINISH BACK <input type="checkbox"/> YES <input type="checkbox"/> NO		AREFP OVERLAY WITH DISPENSER	
FINISH PANELS	GRILLE <input type="checkbox"/> YES <input type="checkbox"/> NO	BACKER PANELS	GRILLE <input type="checkbox"/> YES <input type="checkbox"/> NO
FREEZER	REFRIGERATOR	FREEZER	REFRIGERATOR

NOTE: DISPENSER CUT OUT ON JOB SITE

DOOR(S)	
FREEZER	REFRIGERATOR
___ W x ___ H	___ W x ___ H
___ W x ___ H	___ W x ___ H
SLAB (to have edge profile of door)	GRILLE
___ W x ___ H	___ W x ___ H



Draw # _____

Order # _____

Initials _____

Appliance Panel/Opening Measurements

STARMARK
C A B I N E T R Y

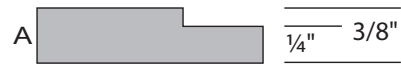
FAX: 800-755-4434

Account Number		Appliance Make	
P. O. Number		Model Number	
Job Name		Manufacturer specifications must accompany order.	
Final Dealer Approval Required			

DIRECTIONS:
Your order will be delayed if information is incomplete.
 Using the illustration(s) below, please record exact measurements of reveals and overall panels.
 Record measurements to the nearest one-sixteenth (1/16) of an inch.

FINISH BACK <input type="checkbox"/> YES <input type="checkbox"/> NO		AREFP OVERLAY WITH DISPENSER	
FINISH PANELS	GRILLE <input type="checkbox"/> YES <input type="checkbox"/> NO	BACKER PANELS	GRILLE <input type="checkbox"/> YES <input type="checkbox"/> NO
FREEZER	REFRIGERATOR	FREEZER	REFRIGERATOR

NOTE: DISPENSER CUT OUT ON JOB SITE



DOOR(S)	
FREEZER	REFRIGERATOR
___ W x ___ H	___ W x ___ H
___ W x ___ H	___ W x ___ H
GRILLE	
___ W x ___ H	

Draw # _____

Order # _____

Initials _____

Account Number		Appliance Make	
P. O. Number		Model Number	
Job Name		Manufacturer specifications must accompany order.	
Final Dealer Approval Required			

DIRECTIONS:
Your order will be delayed if information is incomplete.
 Using the illustration(s) below, please record exact measurements of reveals and overall panels.
 Record measurements to the nearest one-sixteenth (1/16) of an inch.

FINISH BACK <input type="checkbox"/> YES <input type="checkbox"/> NO		AREFP OVERLAY WITHOUT DISPENSER	
FINISH PANELS	GRILLE <input type="checkbox"/> YES <input type="checkbox"/> NO	BACKER PANELS	GRILLE <input type="checkbox"/> YES <input type="checkbox"/> NO
FREEZER	REFRIGERATOR	FREEZER	REFRIGERATOR

DOOR(S)	
FREEZER	REFRIGERATOR
____ W x ____ H	____ W x ____ H
____ W x ____ H	____ W x ____ H
GRILLE	
____ W x ____ H	

A 1/4" 3/8"

Draw # _____

Order # _____

Initials _____

Account Number		Appliance Make	
P. O. Number		Model Number	
Job Name	Manufacturer specifications must accompany order.		
Final Dealer Approval Required			

DIRECTIONS:

Your order will be delayed if information is incomplete.
Using the illustration(s) below, please record exact measurements of reveals and overall panels.
Record measurements to the nearest one-sixteenth (1/16) of an inch.

FINISH BACK <input type="checkbox"/> YES <input type="checkbox"/> NO		AREFP OVERLAY WITHOUT DISPENSER		BACKER PANELS <input type="checkbox"/> YES <input type="checkbox"/> NO	
FINISH PANELS		GRILLE <input type="checkbox"/> YES <input type="checkbox"/> NO		GRILLE <input type="checkbox"/> YES <input type="checkbox"/> NO	
FREEZER REFRIGERATOR		FREEZER REFRIGERATOR		FREEZER REFRIGERATOR	

DOOR(S)	
FREEZER	REFRIGERATOR
___ W x ___ H	___ W x ___ H
___ W x ___ H	___ W x ___ H
GRILLE	
___ W x ___ H	

Draw # _____

Order # _____

Initials _____

Account Number		Appliance Make	
P. O. Number		Model Number	
Job Name		Manufacturer specifications must accompany order.	
Final Dealer Approval Required			

DIRECTIONS:
Your order will be delayed if information is incomplete.
 Using the illustration(s) below, please record exact measurements of reveals and overall panels.
 Record measurements to the nearest one-sixteenth (1/16) of an inch.

AREFP OVERLAY WITHOUT DISPENSER

FINISH BACK YES NO

FINISH PANELS GRILLE YES NO

BACKER PANELS GRILLE YES NO

REFRIGERATOR

FREEZER

REFRIGERATOR

FREEZER

	DOOR(S)	
FREEZER		REFRIGERATOR
_____ W x _____ H		_____ W x _____ H
	GRILLE	
		_____ W x _____ H

A _____

1/4" 3/8"

Draw # _____

Order # _____

Initials _____

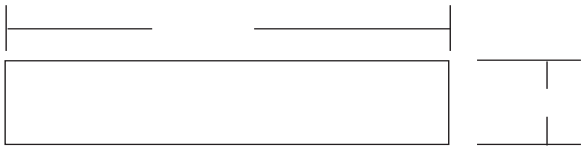



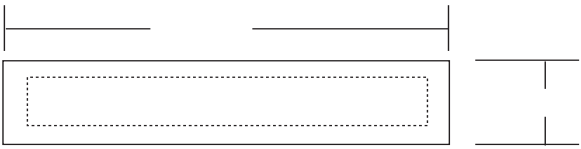

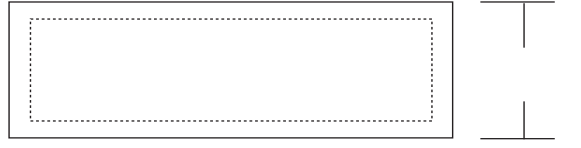


**Appliance Panel/Opening
Measurements**

STARMARK
C A B I N E T R Y

FAX: 800-755-4434

Account Number		Appliance Make	
P. O. Number		Model Number	
Job Name		Manufacturer specifications must accompany order.	
Final Dealer Approval Required			

DIRECTIONS:
Your order will be delayed if information is incomplete.
 Using the illustration(s) below, please record exact measurements of reveals and overall panels.
 Record measurements to the nearest one-sixteenth (1/16) of an inch.


<p>FINISH BACK <input type="checkbox"/> YES <input type="checkbox"/> NO AREFP OVERLAY WITHOUT DISPENSER</p> <p>FINISH PANELS GRILLE <input type="checkbox"/> YES <input type="checkbox"/> NO</p>	<p>BACKER PANELS GRILLE <input type="checkbox"/> YES <input type="checkbox"/> NO</p>								
 <p>REFRIGERATOR</p>   	 <p>REFRIGERATOR</p>   								
<p>DOOR(S)</p> <table style="width: 100%;"> <tr> <td style="width: 50%;">FREEZER</td> <td style="width: 50%;">REFRIGERATOR</td> </tr> <tr> <td>____ W x ____ H</td> <td>____ W x ____ H</td> </tr> <tr> <td colspan="2" style="text-align: center;">GRILLE</td> </tr> <tr> <td></td> <td>____ W x ____ H</td> </tr> </table>	FREEZER	REFRIGERATOR	____ W x ____ H	____ W x ____ H	GRILLE			____ W x ____ H	<p>A  $\frac{1}{4}''$ $\frac{3}{8}''$</p> <p>Draw # _____</p> <p>Order # _____</p> <p>Initials _____</p>
FREEZER	REFRIGERATOR								
____ W x ____ H	____ W x ____ H								
GRILLE									
	____ W x ____ H								

Account Number		Appliance Make	
P. O. Number		Model Number	
Job Name		Manufacturer specifications must accompany order.	
Final Dealer Approval Required			

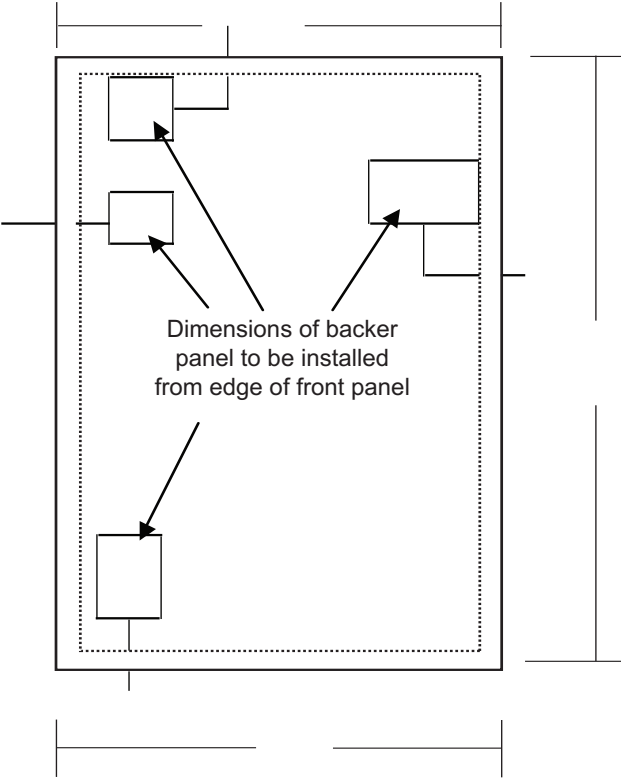
DIRECTIONS:
Your order will be delayed if information is incomplete.
 Using the illustration(s) below, please record exact measurements of reveals and overall panels.
 Record measurements to the nearest one-sixteenth (1/16) of an inch.

FINISH BACK YES NO **AREFP OVERLAY ICE MAKER/COMPACTOR**

FINISH PANELS



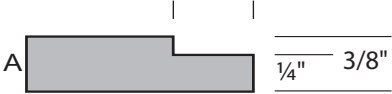
BACKER PANELS



DOOR

REFRIGERATOR

_____ W x _____ H



Draw # _____

Order # _____

Initials _____

Appliance Panel/Opening Measurements

STARMARK
C A B I N E T R Y

FAX: 800-755-4434

Account Number		Appliance Make	
P. O. Number		Model Number	
Job Name		Manufacturer specifications must accompany order.	
Final Dealer Approval Required			

DIRECTIONS:

Your order will be delayed if information is incomplete.
Using the illustration(s) below, please record exact measurements of reveals and overall panels.
Record measurements to the nearest one-sixteenth (1/16) of an inch.

<p>FINISH BACK <input type="checkbox"/> YES <input type="checkbox"/> NO</p> <p style="text-align: center;">FINISH PANELS</p>	<p style="text-align: center;">AREFP OVERLAY WITHOUT DISPENSER</p> <p style="text-align: center;">BACKER PANELS</p>		
<p>DOOR(S) & DRAWER</p> <table style="width: 100%; border: none;"> <tr> <td style="width: 50%; border: none;"> <p>FREEZER DRAWER</p> <p>___ W x ___ H</p> <p>___ W x ___ H</p> </td> <td style="width: 50%; border: none;"> <p>REFRIGERATOR</p> <p>___ W x ___ H</p> <p>___ W x ___ H</p> </td> </tr> </table>	<p>FREEZER DRAWER</p> <p>___ W x ___ H</p> <p>___ W x ___ H</p>	<p>REFRIGERATOR</p> <p>___ W x ___ H</p> <p>___ W x ___ H</p>	<p>A 1/4" 3/8"</p> <p>Draw # _____</p> <p>Order # _____</p> <p>Initials _____</p>
<p>FREEZER DRAWER</p> <p>___ W x ___ H</p> <p>___ W x ___ H</p>	<p>REFRIGERATOR</p> <p>___ W x ___ H</p> <p>___ W x ___ H</p>		

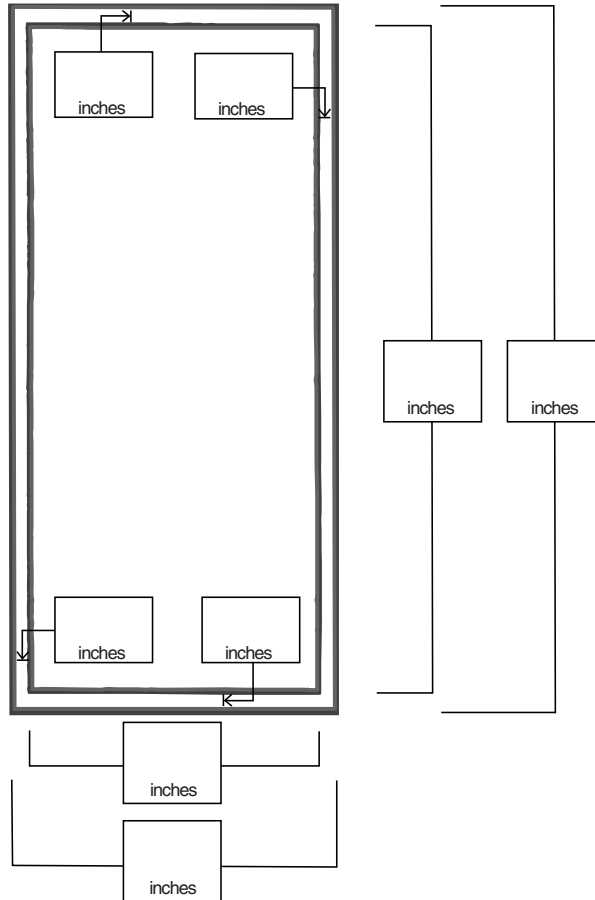
Account Number		Appliance Make	
P. O. Number		Model Number	
Job Name		Manufacturer specifications must accompany order.	
Final Dealer Approval Required			

DIRECTIONS:

Your order will be delayed if information is incomplete.
Using the illustration(s) below, please record exact measurements of reveals and overall panels.
Record measurements to the nearest one-sixteenth (1/16) of an inch.

REFRIGERATOR/TRASH COMPACTOR DECORATIVE PANELS

Style A



Draw # _____

Order # _____

Initials _____

Account Number		Appliance Make	
P. O. Number		Model Number	
Job Name		Manufacturer specifications must accompany order.	
Final Dealer Approval Required			

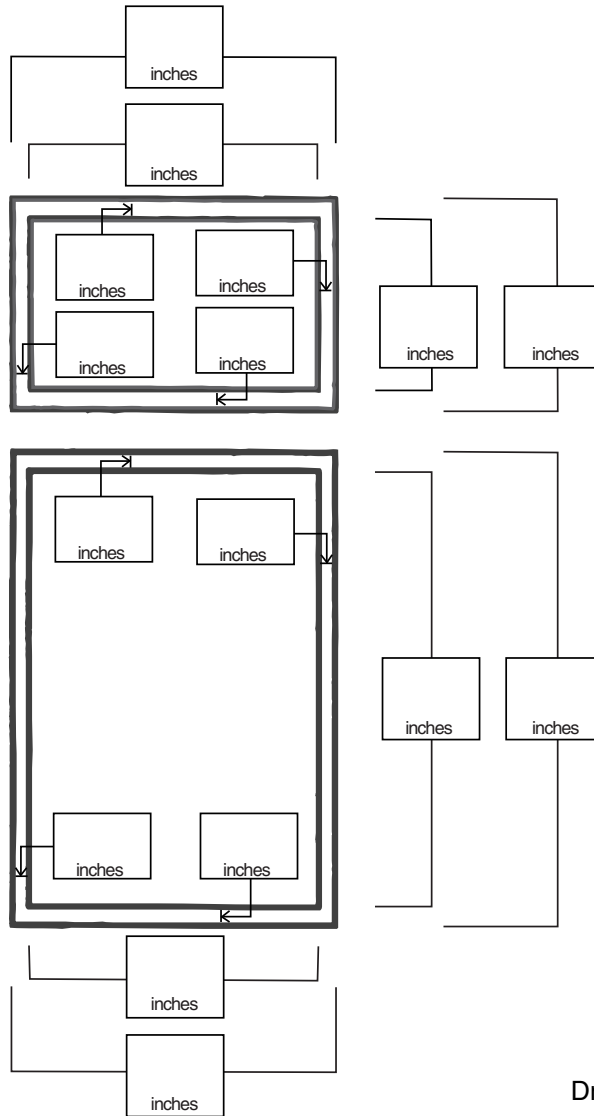
DIRECTIONS:

Your order will be delayed if information is incomplete.

Using the illustration(s) below, please record exact measurements of reveals and overall panels.
Record measurements to the nearest one-sixteenth (1/16) of an inch.

REFRIGERATOR/TRASH COMPACTOR DECORATIVE PANELS

Style B



Draw # _____

Order # _____

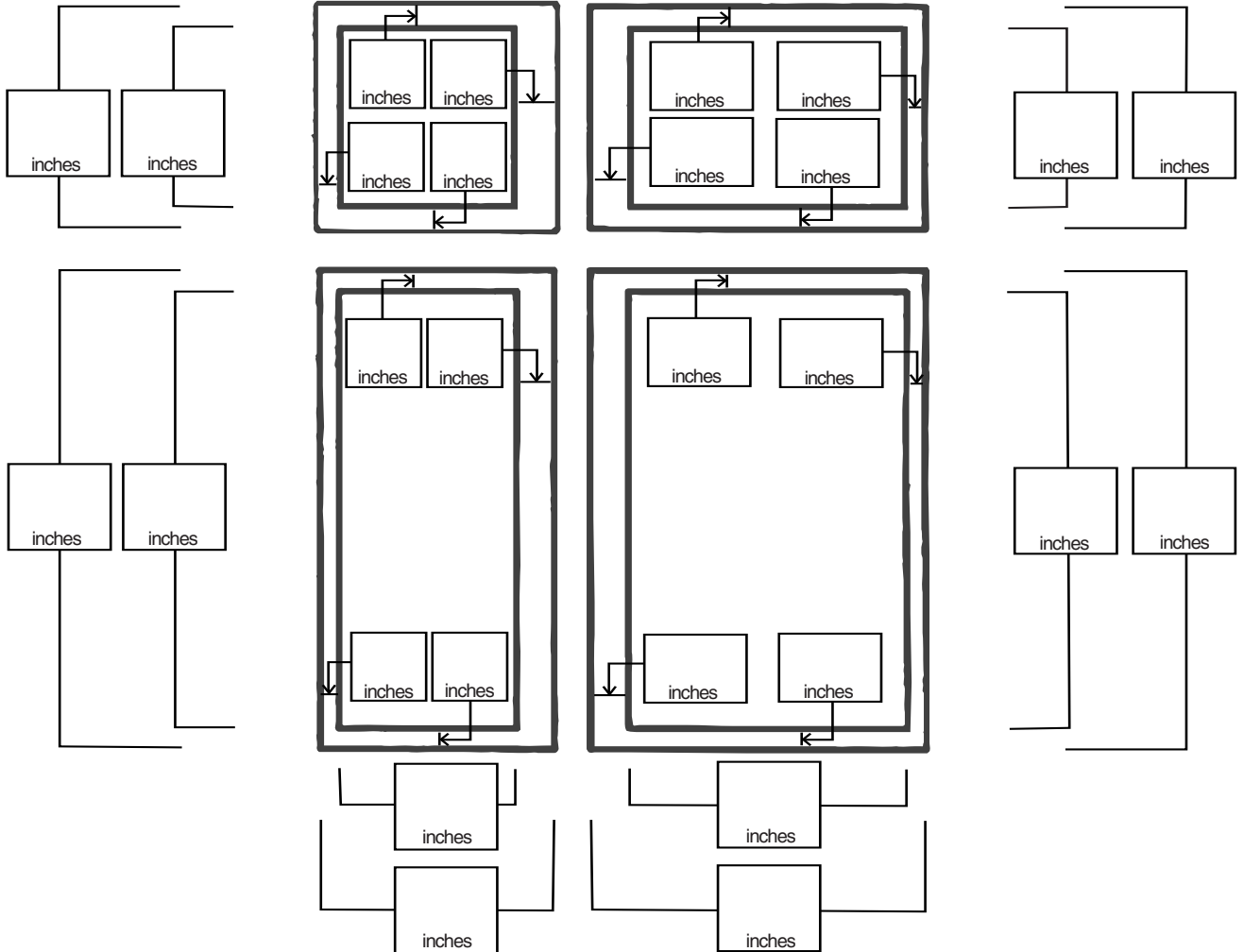
Initials _____

Account Number		Appliance Make	
P. O. Number		Model Number	
Job Name		Manufacturer specifications must accompany order.	
Final Dealer Approval Required			

DIRECTIONS:
Your order will be delayed if information is incomplete.
 Using the illustration(s) below, please record exact measurements of reveals and overall panels.
 Record measurements to the nearest one-sixteenth (1/16) of an inch.

REFRIGERATOR DECORATIVE PANELS

Style C



Draw # _____

Order # _____

Initials _____

Account Number		Appliance Make	
P. O. Number		Model Number	
Job Name		Manufacturer specifications must accompany order.	
Final Dealer Approval Required			

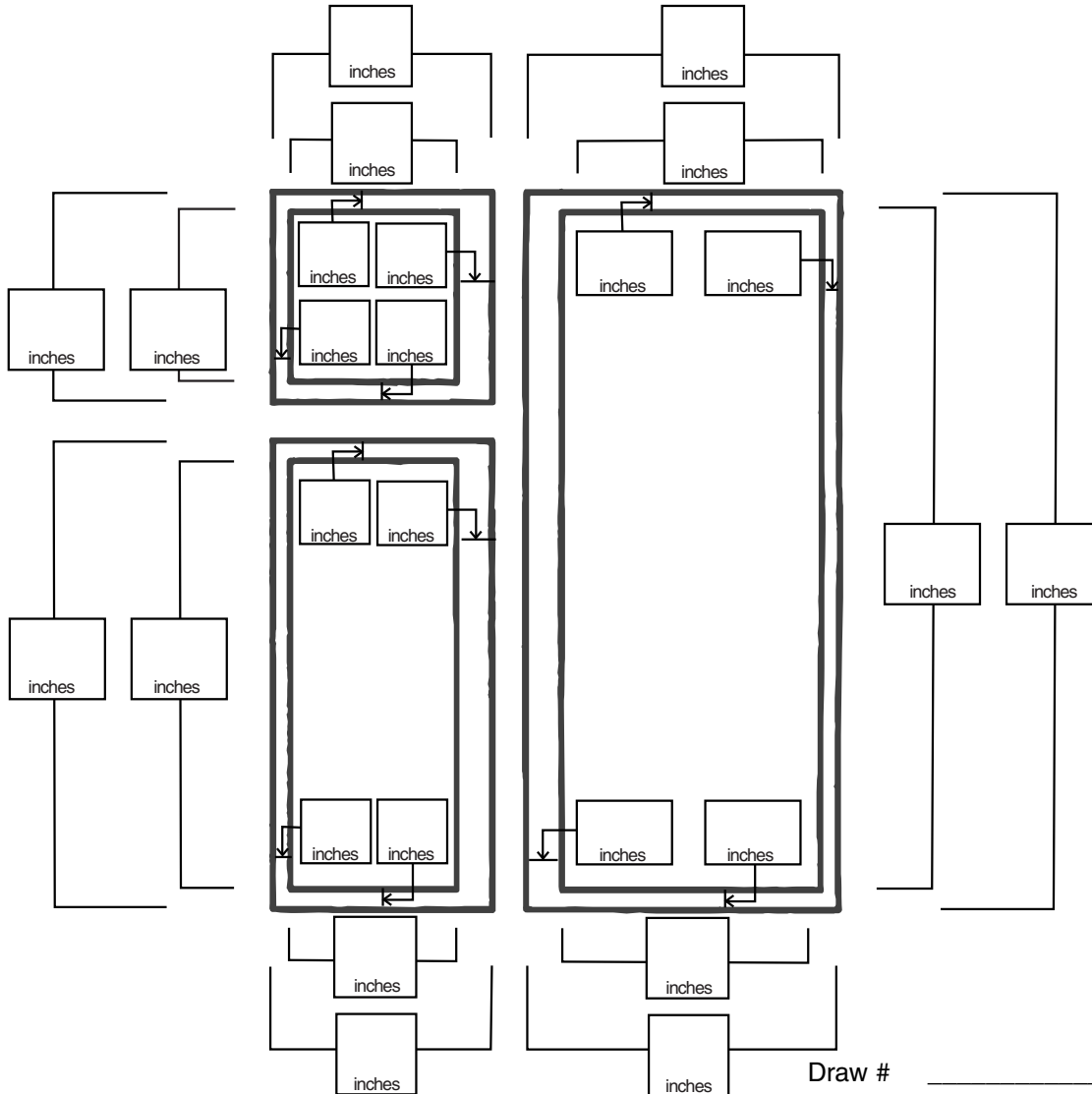
DIRECTIONS:

Your order will be delayed if information is incomplete.

Using the illustration(s) below, please record exact measurements of reveals and overall panels.
Record measurements to the nearest one-sixteenth (1/16) of an inch.

REFRIGERATOR DECORATIVE PANELS

Style D



Draw # _____

Order # _____

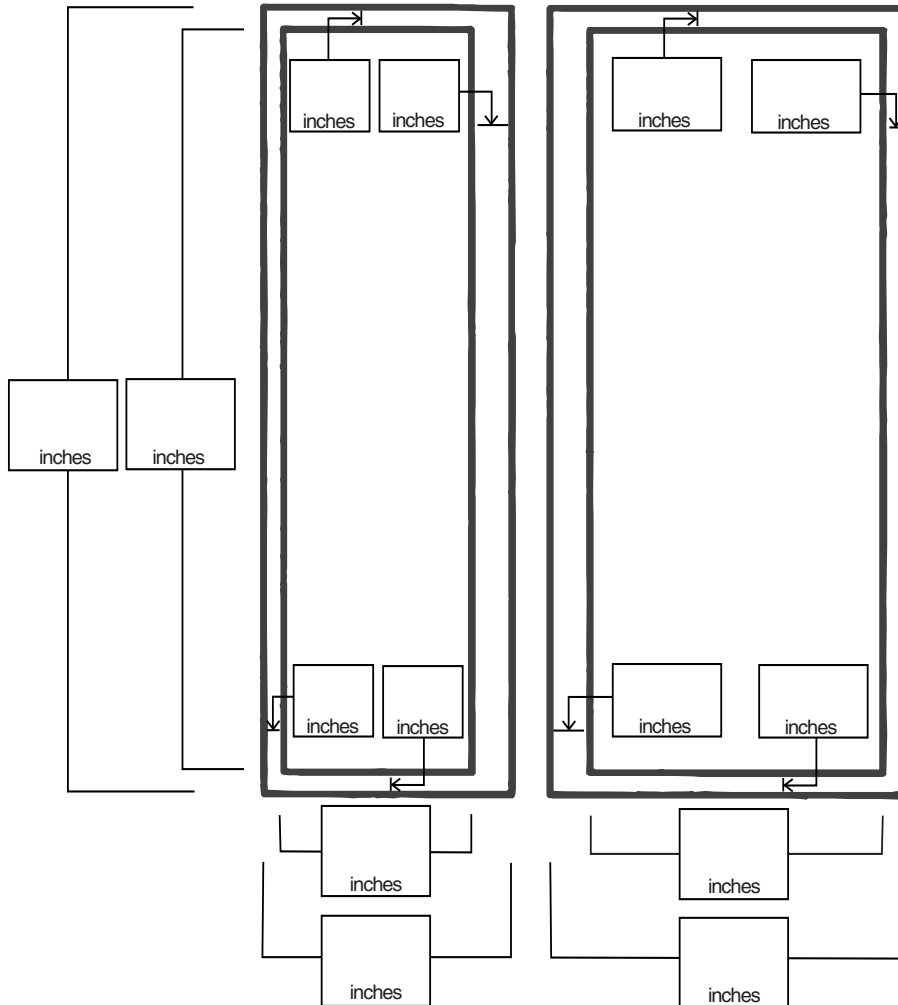
Initials _____

Account Number		Appliance Make	
P. O. Number		Model Number	
Job Name		Manufacturer specifications must accompany order.	
Final Dealer Approval Required			

DIRECTIONS:
Your order will be delayed if information is incomplete.
 Using the illustration(s) below, please record exact measurements of reveals and overall panels.
 Record measurements to the nearest one-sixteenth (1/16) of an inch.

REFRIGERATOR DECORATIVE PANELS

Style E



Draw # _____

Order # _____

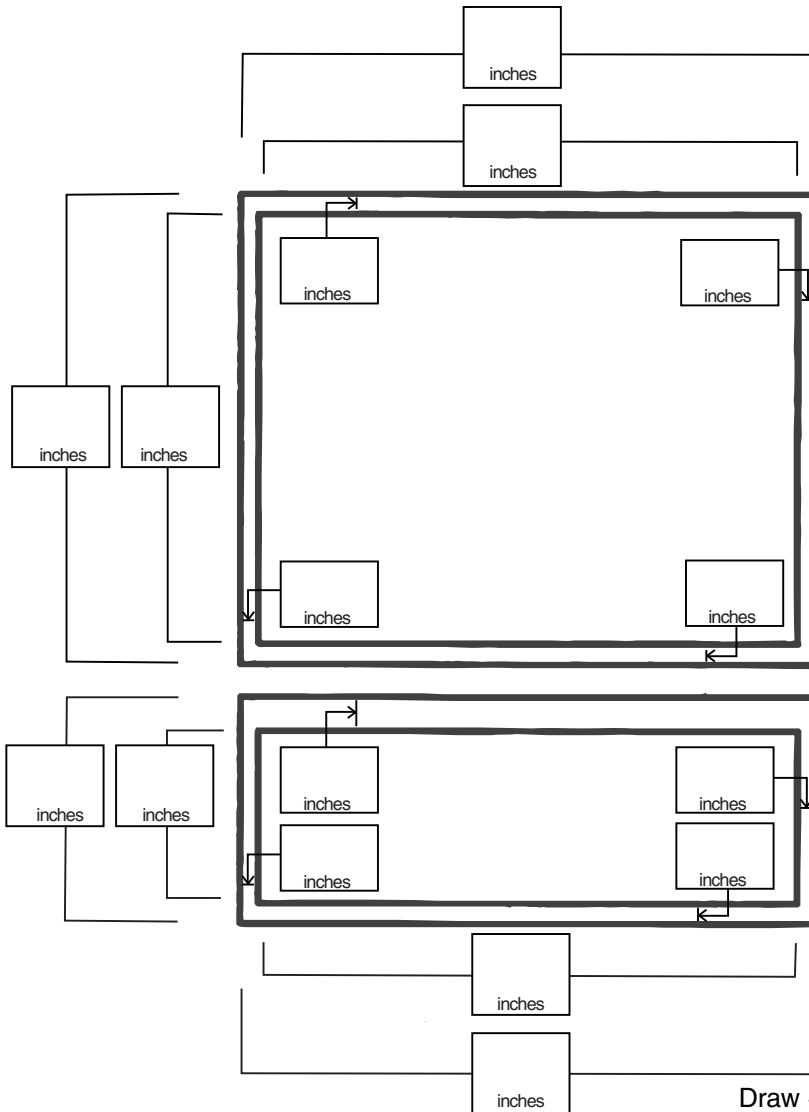
Initials _____

Account Number		Appliance Make	
P. O. Number		Model Number	
Job Name		Manufacturer specifications must accompany order.	
Final Dealer Approval Required			

DIRECTIONS:
Your order will be delayed if information is incomplete.
 Using the illustration(s) below, please record exact measurements of reveals and overall panels.
 Record measurements to the nearest one-sixteenth (1/16) of an inch.

REFRIGERATOR/DISHWASHER DECORATIVE PANELS

Style F



Draw # _____

Order # _____

Initials _____

Account Number		Appliance Make	
P. O. Number		Model Number	
Job Name			
Final Dealer Approval Required			

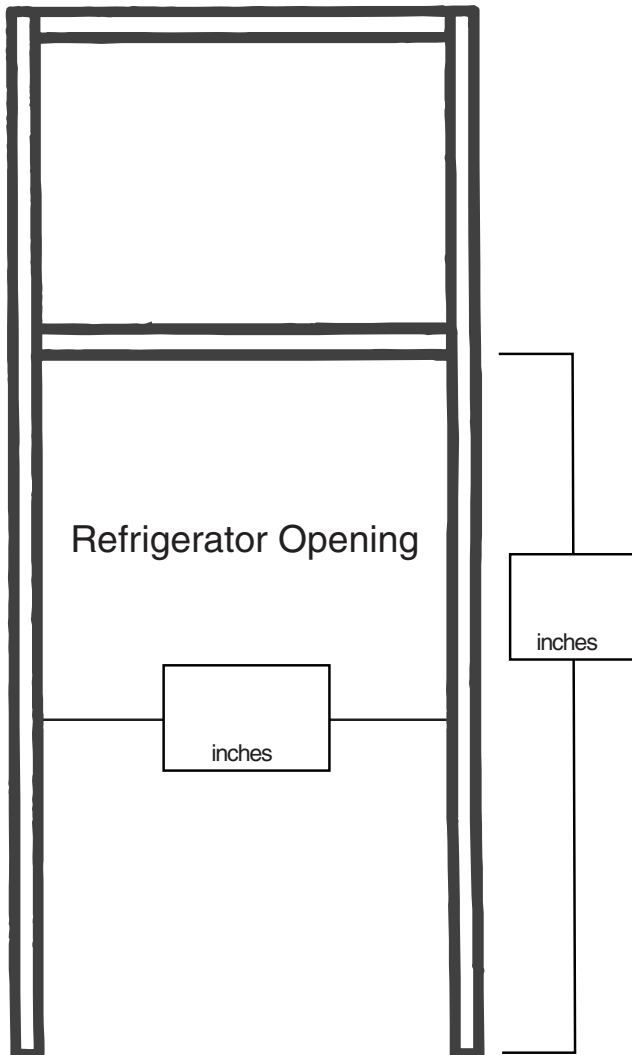
DIRECTIONS: *Your order will be delayed if information is incomplete.*
Using the illustration(s) below, please record exact measurements of cutouts. Record measurements to the nearest one-eighth (1/8) of an inch.



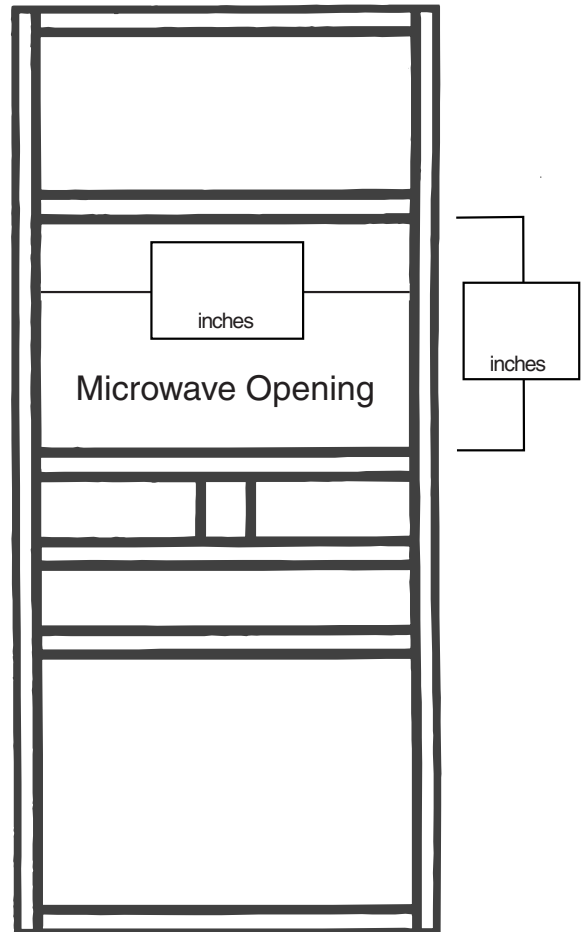
- The maximum cutout available is 2" less than the overall width of the cabinet.
- Note any clearances needed for a microwave or oven.
- Record the cutout dimension, **NOT** the appliance dimension.
- Full International doors overlay the rail below it by 1¼".
- * Trim kits and oven frame may need rail height adjusted to clear.

REFRIGERATOR/MICROWAVE CUTOUTS

RU



MCC



Draw # _____

Order # _____

Initials _____

Account Number		Appliance Make	
P. O. Number		Model Number	
Job Name			
Final Dealer Approval Required			

DIRECTIONS: *Your order will be delayed if information is incomplete.*

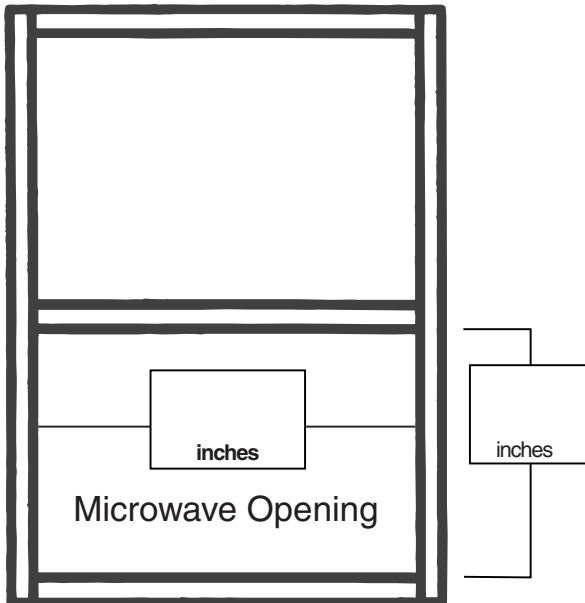
Using the illustration(s) below, please record exact measurements of cutouts. Record measurements to the nearest one-eighth (1/8) of an inch.



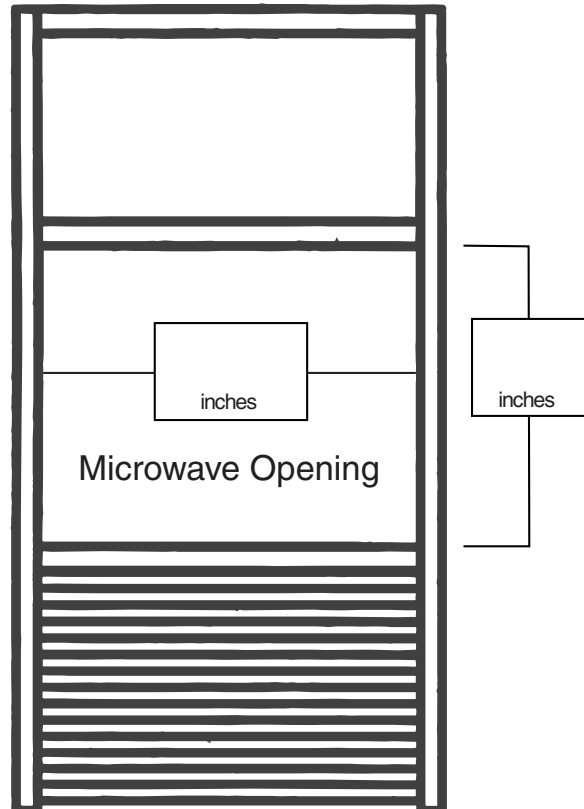
- The maximum cutout available is 2" less than the overall width of the cabinet.
- Note any clearances needed for a microwave or oven.
- Record the cutout dimension, **NOT** the appliance dimension.
- Full International doors overlay the rail below it by 1/4".
- * Trim kits and oven frame may need rail height adjusted to clear.

WALL MICROWAVE CUTOUTS

MW, MG, MDW



MWT, MGT



Draw # _____

Order # _____

Initials _____

Account Number		Appliance Make	
P. O. Number		Model Number	
Job Name			
Final Dealer Approval Required			

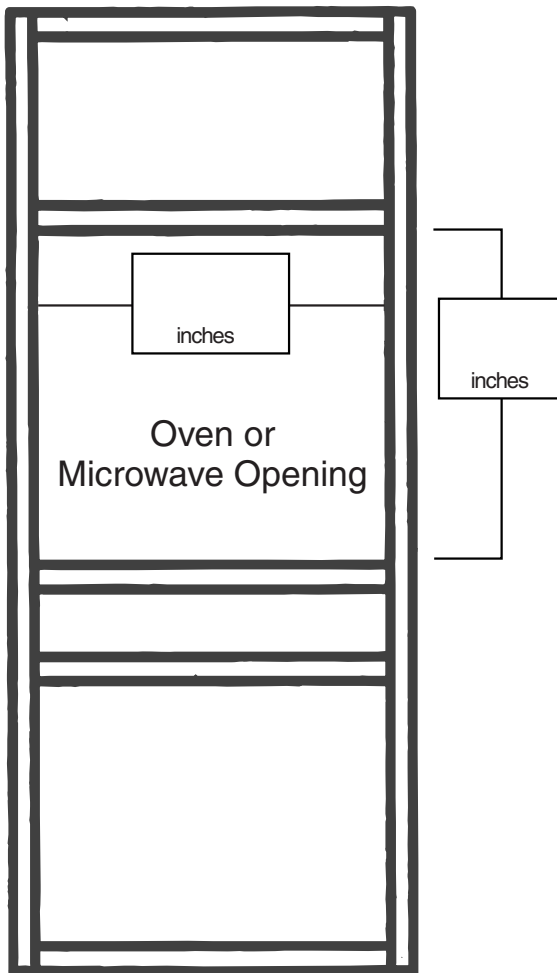
DIRECTIONS: *Your order will be delayed if information is incomplete.*
Using the illustration(s) below, please record exact measurements of cutouts. Record measurements to the nearest one-eighth (1/8) of an inch.



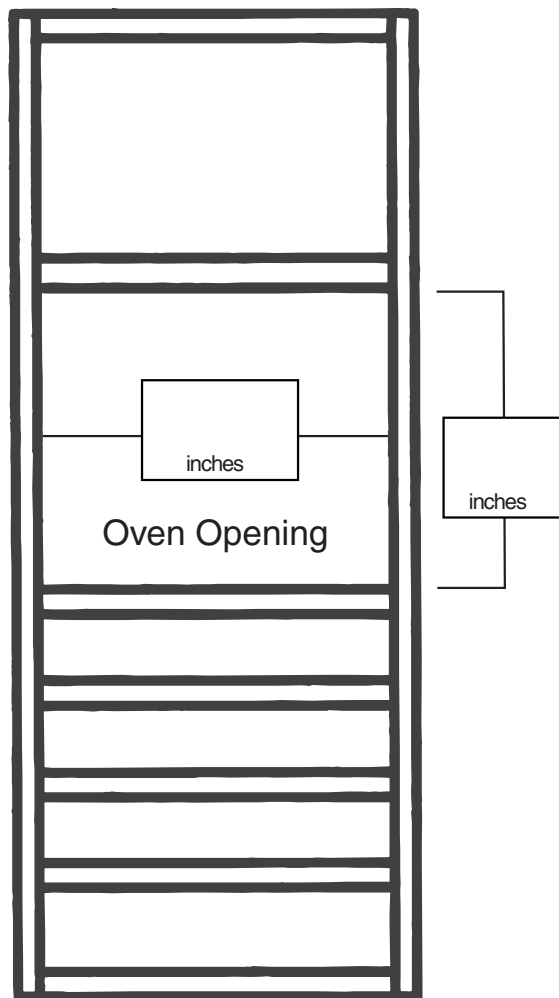
- The maximum cutout available is 2" less than the overall width of the cabinet.
- Note any clearances needed for a microwave or oven.
- Record the cutout dimension, **NOT** the appliance dimension.
- Full International doors overlay the rail below it by 1 1/4".
- * Trim kits and oven frame may need rail height adjusted to clear.

TALL OVEN/MICROWAVE CUTOUTS

OC, OCM



OCS



Draw # _____

Order # _____

Initials _____

Account Number		Appliance Make	
P. O. Number		Model Number	
Job Name			
Final Dealer Approval Required			

DIRECTIONS: *Your order will be delayed if information is incomplete.*

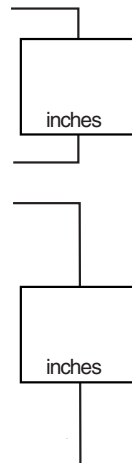
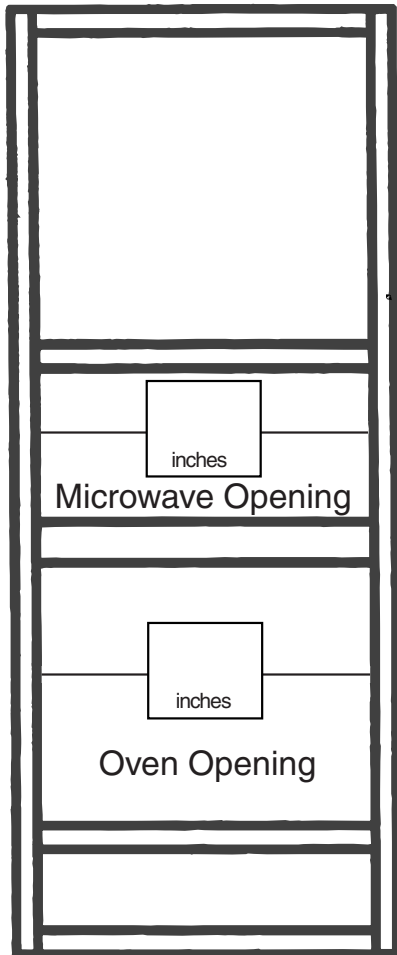
Using the illustration(s) below, please record exact measurements of cutouts. Record measurements to the nearest one-eighth (1/8) of an inch.



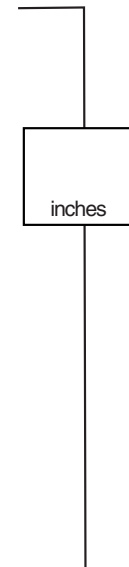
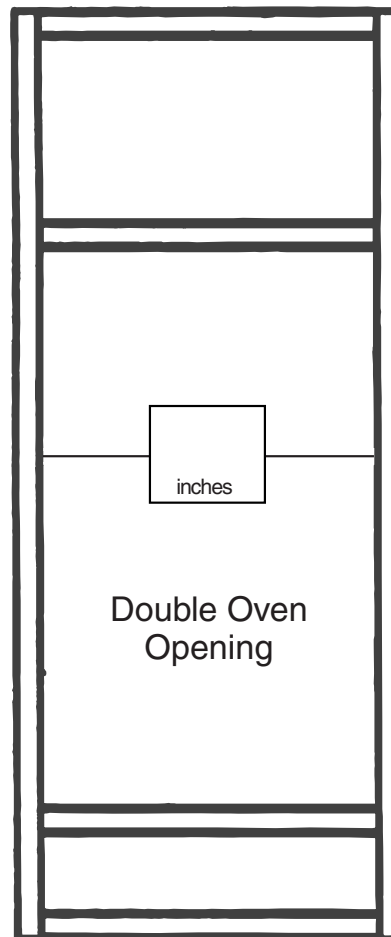
- The maximum cutout available is 2" less than the overall width of the cabinet.
- Note any clearances needed for a microwave or oven.
- Record the cutout dimension, **NOT** the appliance dimension.
- Full International doors overlay the rail below it by 1¼".
- * Trim kits and oven frame may need rail height adjusted to clear.

TALL OVEN/MICROWAVE CUTOUTS

OCSM



OCU



Draw # _____

Order # _____

Initials _____

Account Number		Appliance Make	
P. O. Number		Model Number	
Job Name			
Final Dealer Approval Required			

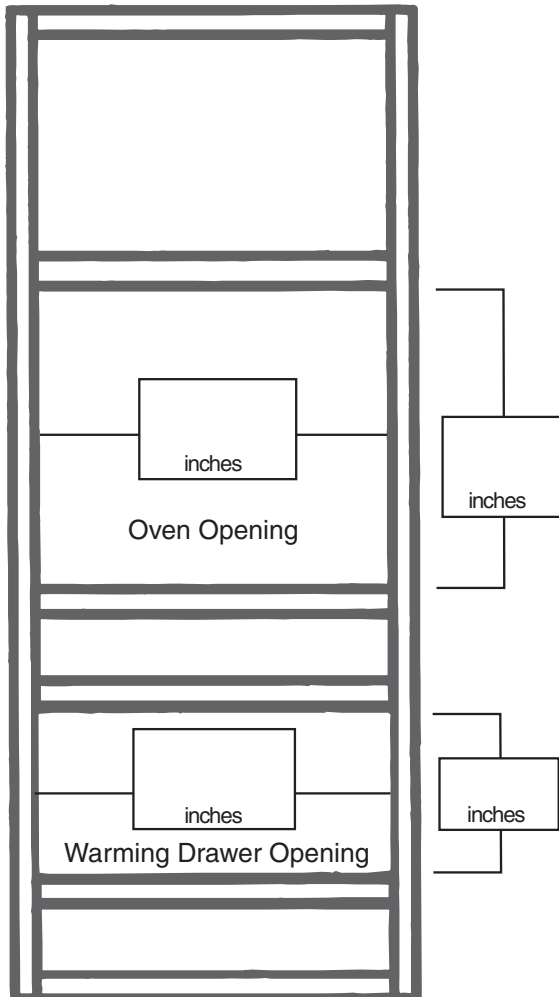
DIRECTIONS: *Your order will be delayed if information is incomplete.*
Using the illustration(s) below, please record exact measurements of cutouts. Record measurements to the nearest one-eighth (1/8) of an inch.



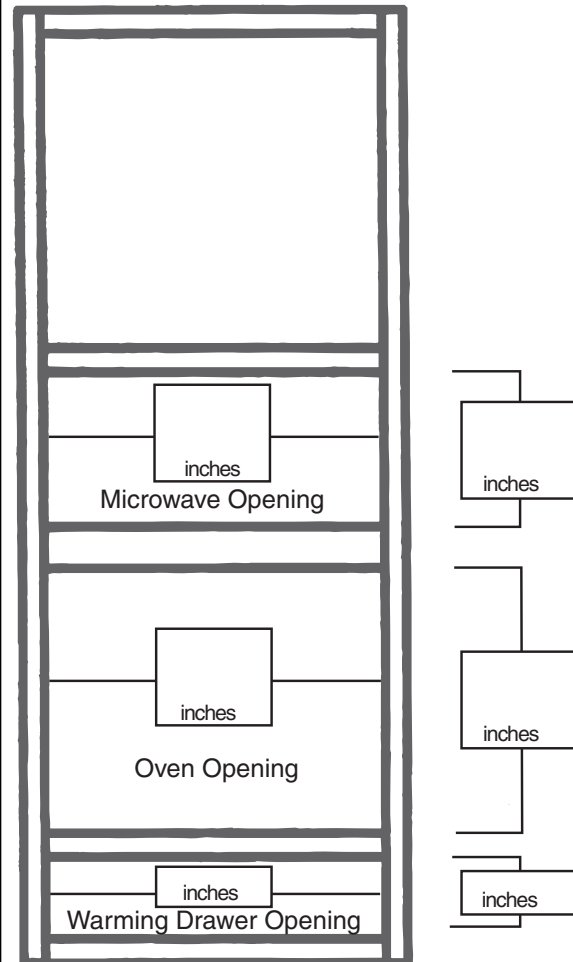
- The maximum cutout available is 2" less than the overall width of the cabinet.
- Note any clearances needed for a microwave or oven.
- Record the cutout dimension, **NOT** the appliance dimension.
- Full International doors overlay the rail below it by 1 1/8".
- * Trim kits and oven frame may need rail height adjusted to clear.

TALL OVEN/MICROWAVE CUTOUTS

OCMW



OCSMW



Draw # _____

Order # _____

Initials _____

Account Number		Appliance Make	
P. O. Number		Model Number	
Job Name		Manufacturer specifications must accompany order.	
Final Dealer Approval Required			

DIRECTIONS: *Your order will be delayed if information is incomplete.*

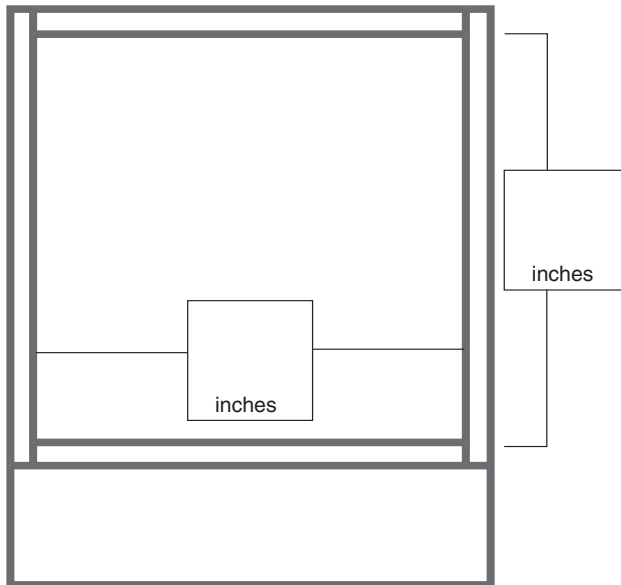
Using the illustration(s) below, please record exact measurements of cutouts. Record measurements to the nearest one-eighth (1/8) of an inch.



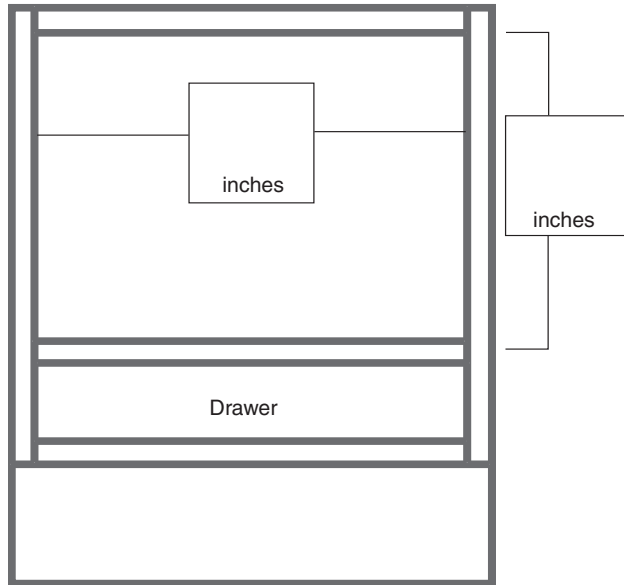
- The maximum cutout available is 2" less than the overall width of the cabinet.
- Note any clearances needed for a microwave or oven.
- Record the cutout dimension, **NOT** the appliance dimension.

BASE OVEN CUTOUTS

BOC



BOCD



Draw # _____

Order # _____

Initials _____

Account Number		Appliance Make	
P. O. Number		Model Number	
Job Name		Manufacturer specifications must accompany order.	
Final Dealer Approval Required			

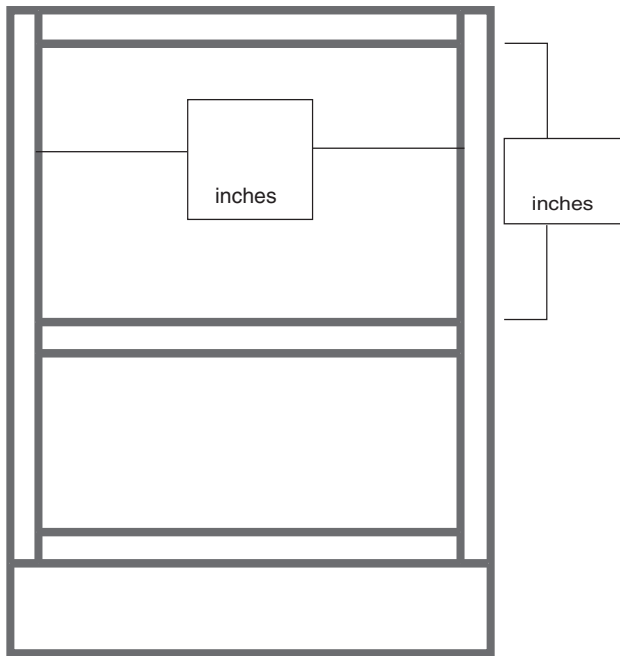
DIRECTIONS: *Your order will be delayed if information is incomplete.*
Using the illustration(s) below, please record exact measurements of cutouts. Record measurements to the nearest one-eighth (1/8) of an inch.



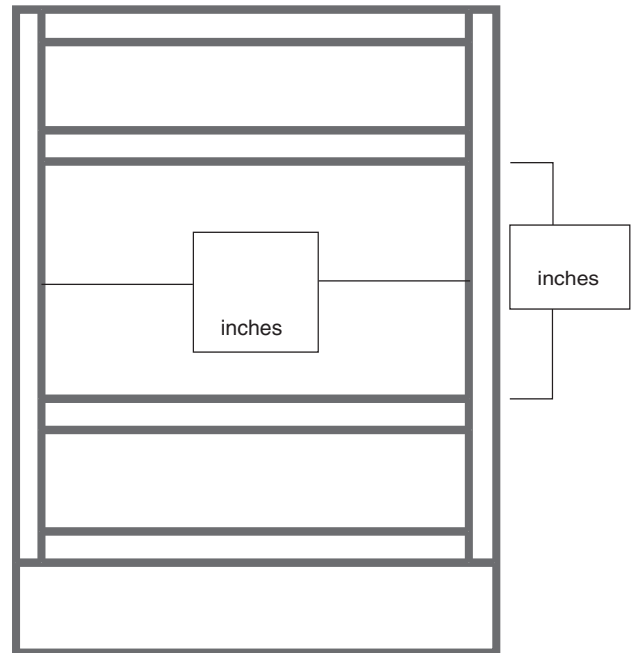
- The maximum cutout available is 2" less than the overall width of the cabinet.
- Note any clearances needed for a microwave or oven.
- Record the cutout dimension, **NOT** the appliance dimension.

BASE WARMING DRAWER CUTOUTS

BMWT



DBWAR



Draw # _____

Order # _____

Initials _____

Account Number		Appliance Make	
P. O. Number		Model Number	
Job Name		Manufacturer specifications must accompany order.	
Final Dealer Approval Required			

DIRECTIONS: *Your order will be delayed if information is incomplete.*

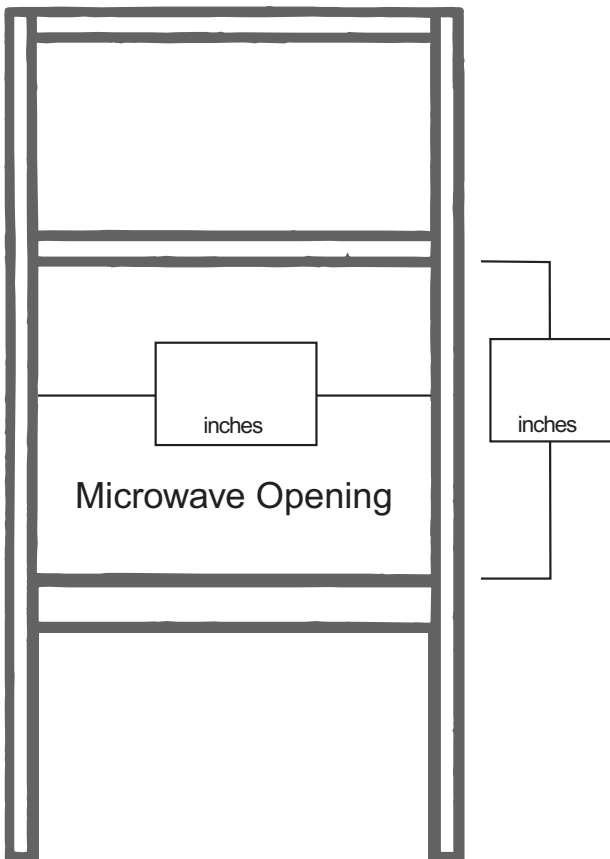
Using the illustration(s) below, please record exact measurements of cutouts. Record measurements to the nearest one-eighth (1/8) of an inch.



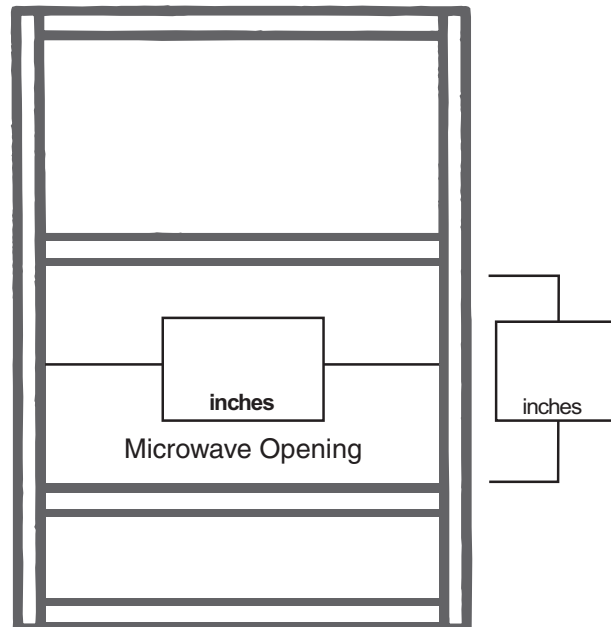
- The maximum cutout available is 2" less than the overall width of the cabinet.
- Note any clearances needed for a microwave or oven.
- Record the cutout dimension, **NOT** the appliance dimension.

MICROWAVE CUTOUTS

MGDR



MDWDW/MDWDX



Draw # _____

Order # _____

Initials _____